

2019 Mississippi Cotton Official Small Plot Variety Trials



2019 Mississippi Cotton Official Small Plot Variety Trials

D.M. Dodds, Extension/Research Professor
State Cotton Specialist/ Cotton Variety Trial Coordinator
Plant and Soil Sciences
Mississippi State, MS
dmd76@pss.msstate.edu

B.R. Golden, Assistant Research Professor
Delta Research and Extension Center
Stoneville, MS

B.J. Norris
Research Associate I
Plant and Soil Sciences
Mississippi State, MS

D. Reginelli
Regional Extension Specialist II
North Mississippi Research and Extension Center
Verona, MS

M.W. Shankle – Research Professor
North Mississippi Research and Extension Center
Pontotoc, MS

T.P. Wallace, Associate Professor
Plant and Soil Science Department
Mississippi State University
Starkville, MS



PREFACE

The main objective of the Mississippi Cotton Official Variety Trials (OVT) is to provide unbiased evaluation of yield and fiber performance of commercial and experimental cotton varieties. The ultimate goal is to provide Mississippi producers with adequate information to make well informed seed selection decisions for cultivation in the major production regions in Mississippi. This Mississippi Agricultural and Forestry Experiment Station bulletin is a summary of research conducted at numerous on and off station locations throughout Mississippi. The interpretation of these data may change after further experimentation over years or environments. The information included is not to be construed as a recommendation for use or as an endorsement of a particular product or variety by Mississippi State University or the Mississippi Agriculture and Forestry Experiment Station. Trade Names of commercial products used in this report are included only to provide greater clarity to the information presented



2019 OVT Testing Locations

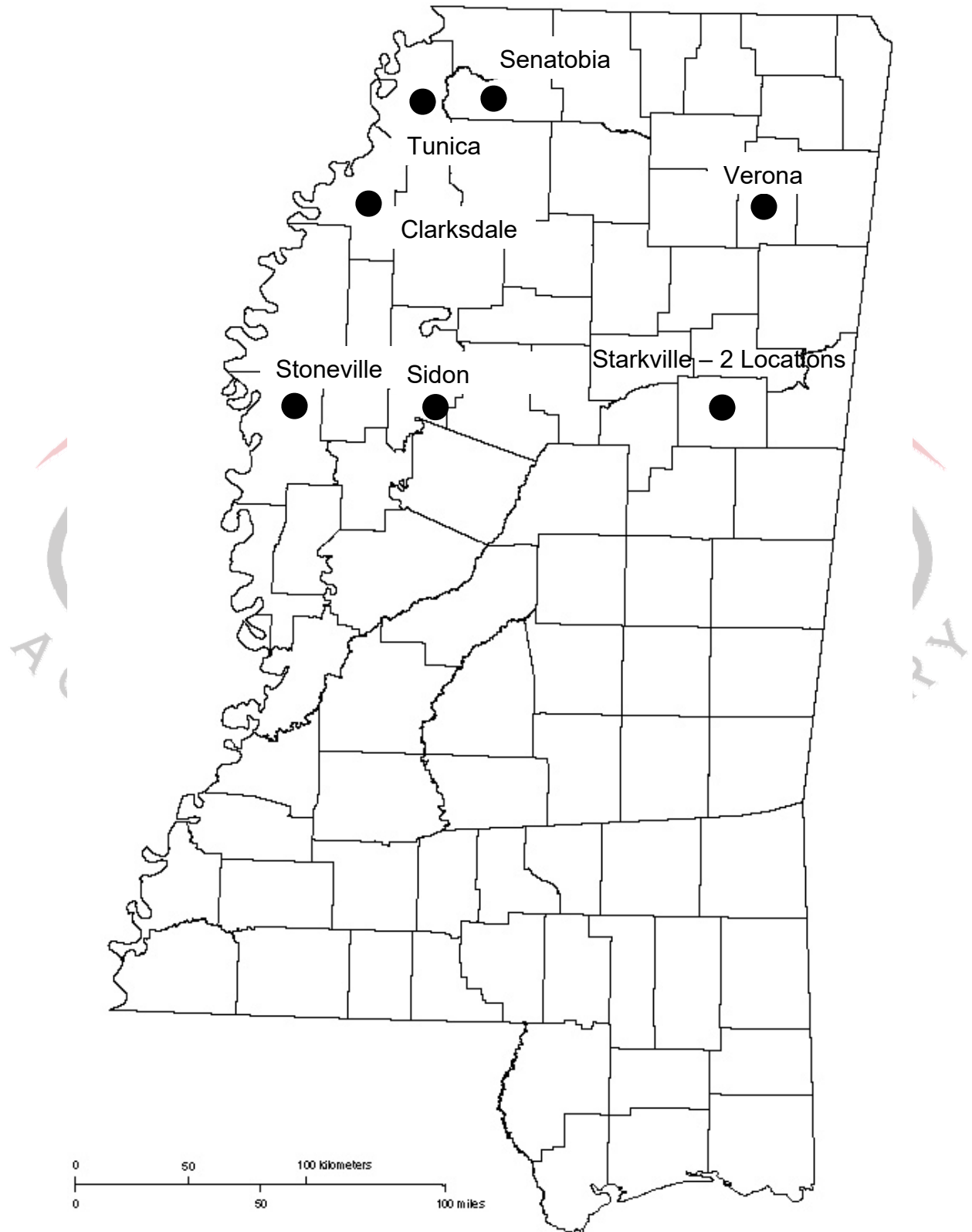


Table of Contents

Testing Locations.....	4
Table of Contents.....	5
Acknowledgements.....	6
Introduction	7
Testing Procedures.....	7
Interpreting the Data	8
Selecting Varieties/Traits	8
Loan Valuation Aid.....	11
Top Yielding Varieties.....	11
Planting and Harvest Dates	11
<i>Performance tables for 2019 tested varieties</i>	
Table 1. Varieties submitted for testing in 2019.....	12
Table 2. <u>Two-year</u> yield performance of varieties cultivated in the Delta region.....	13
Table 3. <u>Two-year</u> yield performance of varieties cultivated in the Hill region	14
Table 4. <u>One-year</u> yield performance of all varieties submitted for testing in 2019	15
Table 5. <u>One-year</u> yield performance of varieties cultivated in the Delta region.....	16
Table 6. <u>One-year</u> yield performance of varieties cultivated in the Hill region.....	17
Table 7. Yield performance and fiber characteristics – <u>Clarksdale OVT trial</u>	18
Table 8. Yield performance and fiber characteristics – <u>Senatobia OVT trial</u>	19
Table 9. Yield performance and fiber characteristics – <u>Sidon OVT trial</u>	20
Table 10. Yield performance and fiber characteristics – <u>Starkville – Location 1 OVT trial</u> ..	21
Table 11. Yield performance and fiber characteristics – <u>Starkville – Location 2 OVT trial</u> ..	22
Table 12. Yield performance and fiber characteristics – <u>Stoneville OVT trial</u>	23
Table 13. Yield performance and fiber characteristics – <u>Tunica OVT trial</u>	24
Table 14. Yield performance and fiber characteristics – <u>Verona OVT trial</u>	25

Acknowledgements

The authors would like to express their appreciation first and foremost to the producers who participated in the 2019 Official Cotton Variety Trial locations that were conducted on-farm. The on-farm trials provide an added benefit to the data by expanding the footprint of the trials into differing areas in the state to better represent the environmental, soil textural, and management differences that are present throughout the state of Mississippi. Thank you to Cliff Heaton and Brian Fife (Clarksdale) and Pace Perry (Senatobia and Tunica); your hard work and willingness to participate in the variety trials are deeply valued. We at the Mississippi Agriculture and Forestry Experiment Station look forward to working with you and other willing producers in the future.

Gratitude is expressed to all of the student workers in the Agronomy program in the Department of Plant and Soil Sciences at Mississippi State University for your assistance with all aspects of conducting the trials. Without your diligent work and assistance, the variety trials would not be a success, thanks again for all you do. We would also like to recognize Lucas Franca, Steven Hall, Jake McNeal, Brent Lindsey, Ty Dickson, William Rutland, Joey Williams, Eli Hobbs, and Wilson Whitlock for their assistance with hand harvesting, ginning, and preparing fiber quality samples. Your work allows us to provide data in a timely fashion.



Annually, Mississippi State researchers evaluate cotton varieties at numerous locations within the cotton growing regions in the state. The purpose of the Mississippi State Official Variety Trials is to provide an unbiased comparison of varieties across a range of environments. Trial evaluation of standard, commercially available, and new and upcoming cotton cultivars throughout the state provides producers data to make well informed variety selection decisions based upon how a particular cotton variety performed close to their base of operation.

The Official Variety Trial (OVT) for cotton is conducted annually at the Delta Research and Experiment Station, the North Mississippi Research and Extension Center, the R.R. Foil Plant Science Research Center at Mississippi State University, and at the Black Belt Branch Experiment Station in Brooksville as well as at cooperating producer locations in both the Delta and Hill cotton producing regions. At each location, all varieties entered into the trial are treated identical (conventional) with respect to herbicide and insecticide input to strive for unbiased evaluation of genetic potential. Mississippi State personnel attempt to conduct at minimum eight small-plot official variety trials per year in areas that well represent the majority of the state's cotton producing acreage.

Testing Procedures

All varieties submitted for testing are grown utilizing conventional chemical control for insect and weed pests. Each test plot consists of two rows of cotton 35 to 40 ft in length with a row spacing of 38" or 40". Each plot is analyzed statistically as a randomized complete block with four blocks or replications.

Management practices are determined and implemented by cooperators at each location based on soil texture, soil test value, and scouting for pest pressures. However, seeding rate and operation is controlled by the cotton variety testing coordinator. In addition, all locations are maintained free of lepidopteran insect pests in order to create parity among varieties with differing *Bt* technologies.

All fiber parameters such as lint percent as well as HVI fiber quality assessment are based upon a hand-picked 25 boll sample or a random grab sample from each replicated plot at each location. Samples from all locations are ginned on the same 10-saw Continental laboratory gin to determine gin turnout. Utilization of the same gin for all samples is important to not bias fiber quality across locations. High Volume Instrumentation analysis for fiber property determinations are conducted by the United States Department of Agriculture Classing Office in Memphis, TN.

Lint yields are calculated using the seed cotton weight mechanically harvested from each plot, and the turnout percentage determined from hand-picked boll samples. Mean lint yields are presented as pounds lint per acre.

Interpreting the Data

Field variability is inherent to production research with any cropping system. Unlike strip trials, small plot research allows for replication with a very minimal footprint. The smaller area and replication of treatments helps reduce variability due to various factors commonly found in the field (i.e. soil textural changes, pest variations). Reduced variability lends us a greater understanding of a variety's genetic potential cultivated under uniform conditions. However, strip trial research may lend greater information about how a variety will perform across a range of conditions (e.g. low spot in the field). Data from both small plot and strip trials should be considered when making final variety selection decisions.

Mississippi State separates the greatest performing varieties by use of a Fishers Protected Least Significant Difference (LSD) at a five percent level of significance. The LSD associated with the five percent level, lends us 95 percent positive identification of the greatest yielding varieties at each specific location. In each individual trial the collection of varieties that yield the greatest statistically is represented in bold. These varieties will all have a numerical difference less than the LSD value shown at the bottom of the data variable columns.

The varieties listed in bold may have slightly differing numerical yields, but will perform very similar at a given location. Statistical analysis is not conducted for across location averages. Producers should review data tables for the geographical closest location that is representative of their operation, but should also review yield information across locations to get an idea of a variety's yield stability over a wide range of production environments.

Selecting a Variety/Trait

Cultivar selection is one of the most important management decisions a producer must make each growing season. Improper variety selection generally cannot be overcome with management. Starting with the greatest genetic potential will generally yield the highest yield with all other things being considered equal. Careful consideration should go into selecting varieties that are well adapted to the Mid-South growing region and to certain geographical regions within the state due to the rising cost of seed and associated technology fees.

Multiple available transgenic traits can make selecting a variety cumbersome. At most locations the top yielding varieties represent a range of available trait packages. This lends the producer multiple options to choose from with respect to herbicide and insecticide traits. Below is a synopsis of the transgenic traits that were represented in this year's trials.

Glyphosate tolerance – generally indicated on the seed bag with either a G, RF, XF, or FE. Varieties with these designations can tolerate over the top applications of glyphosate. XtendFlex (XF) varieties are tolerant also tolerant to glufosinate and dicamba. Enlist (FE) varieties are also tolerant to glufosinate and 2,4-D.

Glufosinate tolerance: - generally indicated on the seed bag with an LL. These varieties can withstand over the top applications of Liberty. XtendFlex (XF) varieties are tolerant also tolerant to glyphosate and dicamba. Enlist (FE) varieties are also tolerant to glyphosate and 2,4-D.

It is important to note that producers utilizing a multitude of varieties with differing herbicide tolerant traits in close proximity must use caution to avoid crop injury from spray drift, improperly cleaned applicators, and or a combination of both. For more information on utilizing herbicide resistant traits and alternative weed control practices consult MSU extension publication # 1532 “Weed Control Guidelines for Mississippi” available online at

<http://extension.msstate.edu/sites/default/files/publications/publications/p1532.pdf>

Bollgard 2 – Varieties with designations B2 on the seed bag or in the brand name contain genes that produce protein toxic to heliothis. However, under high and persistent pressure supplemental chemical control strategies are necessary to prevent economic damage from caterpillar pests. For more information on utilization of transgenic traits with insecticidal properties consult MSU extension publication # 2471 “Insect control guide for agronomic crops” available online at

<http://extension.msstate.edu/sites/default/files/publications/publications/p2471web.pdf>

Bollgard 3 – Varieties with designations B3 on the seed bag or in the brand name contain genes that produce protein toxic to heliothis. For more information on utilization of transgenic traits with insecticidal properties consult MSU extension publication # 2471 “Insect control guide for agronomic crops” available online at

<http://extension.msstate.edu/sites/default/files/publications/publications/p2471web.pdf>

WideStike – Phytogen varieties with the designation W on the bag or in the variety name. Like Bollgard 2, Widestrike varieties contain two genes that produce proteins toxic to caterpillar pests. For more information on utilization of transgenic traits with insecticidal properties consult MSU extension publication # 2471 “Insect control guide for agronomic crops” available online at

<http://extension.msstate.edu/sites/default/files/publications/publications/p2471web.pdf>

WideStike 3 – Phytogen varieties with the designation W3 on the bag or in the variety name. Like Bollgard 3, Widestrike varieties contain three genes that produce proteins toxic to caterpillar pests. For more information on utilization of transgenic traits with insecticidal properties consult MSU extension publication # 2471 “Insect control guide for agronomic crops” available online at

<http://extension.msstate.edu/sites/default/files/publications/publications/p2471web.pdf>

TwinLink – Bayer varieties with the designation T on the bag or in the variety name. Like Bollgard 2 or Widestrike, TwinLink varieties contain two genes that produce proteins toxic to caterpillar pests. For more information on utilization of transgenic traits with insecticidal properties consult MSU extension publication # 2471 “ Insect control guide for agronomic crops” available online at <http://extension.msstate.edu/sites/default/files/publications/publications/p2471web.pdf>

TwinLink Plus – Bayer varieties with the designation TP on the bag or in the variety name. Like Bollgard 3 or Widestrike 3, TwinLink Plus varieties contain three genes that produce proteins toxic to caterpillar pests. For more information on utilization of transgenic traits with insecticidal properties consult MSU extension publication # 2471 “ Insect control guide for agronomic crops” available online at <http://extension.msstate.edu/sites/default/files/publications/publications/p2471web.pdf>

Considerations for Selection

Yield performance among common varieties evaluated over multiple locations, environments or years will normally vary. Therefore, selection decisions should be made from within the range of top yielding varieties. Newer varieties with limited available data should be cultivated to minimal acreage until further testing validates performance across multiple years and locations. Generally, there is no one variety that is the ‘silver bullet’; therefore, choosing multiple varieties allows for flexibility in relative maturity, management decisions, and risk aversion.

Lint yield and potential profitability should be the primary factor when attempting to select a variety, but do not discount fiber quality and traits contained within a given variety. Do not underestimate the discounts associated with high micronaire which can be significant.

A good performance indicator when selecting a variety is the overall mean of the trial. Comparing an individual variety to the trial mean can lend an indication of how that particular variety “stacked up” to the trial as a whole. A variety with a mean lint yield greater or much greater than the overall trial mean generally will perform well.

Remember, there can be a full 14 day difference in maturity between cotton varieties. However, most leading varieties including those submitted to this year’s trial tend to be more mid to early maturing than varieties of the past.

Loan Valuation Decision Aid

For each trial conducted in 2019, data was submitted to the upland cotton loan valuation aid. This tool was developed by Dr. Larry Falconer and is supported by Cotton Incorporated. The tool allows for calculation of Commodity Credit Corporation cotton loan premium and discount values based on yields and HVI classing information.

Top Yielding Varieties

There are numerous methods to pick or highlight the top yielding varieties across locations to develop a “short list” of promising varieties for future plantings. For soybean and corn, the short list is a powerful aid in selecting varieties due to the sheer number of available varieties. However, for cotton the list of available varieties that perform well, and are adapted to the Mid-South is short on its own. The recent trend in cotton varieties submitted for testing to University OVT trials across the Mid-South has declined over the last ten years with changes in the cotton industry. Therefore, it is important to select a variety that has performed well in the Mississippi OVT or other Mid-South University OVT trials.

Planting and Harvest Dates

Location	Planting Date	Harvest Date	Seeding Rate
Clarksdale	17 May	08 November	45,000
Senatobia	16 May	18 October	45,000
Sidon	23 May	20 November	45,000
Starkville – Location 1	20 May	19 October	45,000
Starkville – Location 2	22 May	11 October	45,000
Stoneville	16 May	18 October	45,000
Tunica	16 May	17 October	45,000
Verona	16 May	02 October	45,000

Table 1. Varieties submitted for testing by participating industry partners in 2019.

Industry Contact	Official Variety Trial Entries	
Americot Inc. – NexGen Varieties <i>Tom Brooks</i>	AMX 1816 B3XF AMX 1818 B3XF AMX 1828 B3XF AMX 19A005 B3XF NG 3522 B2XF NG 3729 B2XF	NG 3930 B3XF NG 3994 B3XF NG 4098 B3XF NG 4936 B3XF NG 5711 B2XF
BASF <i>Andy White</i>	ST 4550GLTP ST 5471GLTP ST 5600B2XF	
Crop Production Services/Dyna-Gro Seed <i>Scott Cummings</i>	DG 3317 B3XF DG 3385 B2XF DG 3427 B3XF DG 3470 B3XF DG 3520 B3XF	DG 3526 B2XF DG 3555 B3XF DG 3570 B3XF DG 3615 B3XF
DeltaPine <i>Dave Albers</i>	DP 1518 B2XF DP 1646 B2XF DP 1725 B2XF DP 1835 B3XF DP 1845 B3XF	DP 1851 B3XF DP 1946 B3XF DP 2012 B3XF DP 2038 B3XF DP 2055 B3XF
PhytoGen Seed Co. <i>Tom Eubank</i>	PHY 390 W3FE PHY 360 W3FE PX 3D32 W3FE PX 3D43 W3FE PX 5C05 W3FE PX 5C45 W3FE PX 5D28 W3FE	PX 5E28 W3FE PX 5E34 W3FE PHY 340 W3FE PHY 350 W3FE PHY 400 W3FE PHY 480 W3FE PHY 580 W3FE
Seed Source Genetics <i>Ed Jungmann</i>	SSG CT 114 SSG UA 222	
Winnfield Solutions, LLC <i>Robert Cossar</i>	CP 9608 B3XF CP 9178 B3XF CP 9210 B3XF	

Table 2. Two-year mean yield performance of varieties cultivated at 4 locations in the Delta region during 2018 and 2019.

	Location and Year								Average across location and year
	Clarksdale		Sidon		Stoneville		Tunica		
	2018	2019	2018	2019	2018	2019	2018	2019	
	Lint yield (lb lint/acre)								
DP 1646 B2XF	1873	1951	1255	816	1935	2201	2120	1786	1742
DP 1725 B2XF	1572	1878	967	959	2027	2182	2282	1682	1694
PHY 390 W3FE	1743	1888	1228	1005	2018	2106	2053	1380	1678
DG 3526 B2XF	1769	1654	957	901	1944	2003	2084	1790	1638
PHY 580 W3FE	1808	1738	1174	918	1947	2045	1862	1561	1632
PHY 400 W3FE	1770	1613	1015	738	1850	2212	2239	1512	1619
CG 9178 B3XF	1672	1896	1024	737	1945	1964	2071	1605	1614
DP 1851 B3XF	1488	1920	820	881	1711	2120	2281	1564	1598
CG 9608 B3XF	1866	1636	841	813	1769	2057	1961	1773	1590
NG 3729 B2XF	1510	1670	1011	812	1811	2115	1934	1774	1580
PHY 350 W3FE	1654	1662	1011	868	1817	1989	1957	1636	1574
PHY 480 W3FE	1558	1738	959	949	1745	1760	1981	1841	1566
DP 1916 B3XF	1899	1574	730	990	1779	1980	1929	1594	1559
DP 1835 B3XF	1763	1729	698	889	1827	1955	1797	1740	1550
ST 5471GLTP	1630	1792	916	853	1852	1917	1931	1465	1545
PHY 340 W3FE	1597	1705	1017	832	1786	1703	2017	1669	1541
DG 3385 B2XF	1732	1595	1029	630	1524	2181	1918	1683	1537
DP 1518 B2XF	1622	1757	817	1037	1909	1184	1993	1852	1521
DP 1845 B3XF	1464	1862	966	981	1811	1517	1915	1578	1512
SSG UA 114	1405	1779	732	1053	1559		1805	1873	1458
NG 5711 B3XF	1647	1628	761	893	1720	1647	1833	1492	1453
NG 4936 B3XF	1597	1677	675	684	1450	1925	1786	1735	1441
AMX 1816 B3XF	1416	1767	682	863	1549	1921	1675	1481	1419
AMX 1818 B3XF	1403	1775	838	834	1655	1637	1471	1650	1408
SSG UA 222	1560	1700	811	652	1453		2130	1496	1400

Table is sorted based on average lint yield means across location and year (i.e. from greatest to lowest lint yield).




Table 3. Two-year mean yield performance of varieties cultivated at 3 locations in the Hill region during 2018 and 2019.

	Location and Year						Average across location and year
	Senatobia		Starkville		Verona		
	2018	2019	2018	2019	2018	2019	
	Lint yield (lb lint/acre)						
DP 1646 B2XF	1955	1418	1018	1133	2078	2066	1611
PHY 390 W3FE	1756	1699	926	1061	1959	1913	1552
DP 1851 B3XF	1636	1471	1032	1156	2189	1767	1542
CG 9178 B3XF	1996	1377	889	1104	1935	1925	1538
DP 1725 B2XF	2026	1489	859	1051	1882	1860	1528
PHY 580 W3FE	1604	1308	1052	1084	2103	1962	1519
PHY 350 W3FE	1834	1410	999	1078	1946	1839	1518
DG 3526 B2XF	1850	1205	1171	1192	1905	1765	1515
DG 3385 B2XF	1804	1423	1186	983	1741	1929	1511
PHY 340 W3FE	1700	1360	967	999	2131	1867	1504
ST 5471GLTP	1878	1555	973	1114	1714	1764	1500
CG 9608 B3XF	1667	1573	796	1070	2044	1811	1494
PHY 400 W3FE	1867	1350	828	1013	1863	1992	1486
SSG UA 222	1555	1409	902	1071	1819	2048	1467
DP 1845 B3XF	1714	1285	1037	1062	1954	1748	1467
DP 1518 B2XF	1827	1443	706	1180	1708	1816	1447
DP 1916 B3XF	1780	1612	676	1012	1701	1842	1437
NG 3729 B2XF	1802	1279	958	1074	1627	1822	1427
NG 4936 B3XF	1686	1357	781	933	1798	1897	1409
PHY 480 W3FE	1516	1351	853	991	1851	1858	1403
SSG UA 114	1747	1251	914	957	1573	1856	1383
DP 1835 B3XF	1532	1379	857	981	1724	1655	1355
AMX 1816 B3XF	1591	1222	740	1004	1646	1856	1343
NG 5711 B3XF	1606	1161	760	1012	1844	1649	1339
AMX 1818 B3XF	1384	1477	672	1016	1517	1846	1319

Table is sorted based on average lint yield means across location and year (i.e. from greatest to lowest lint yield).

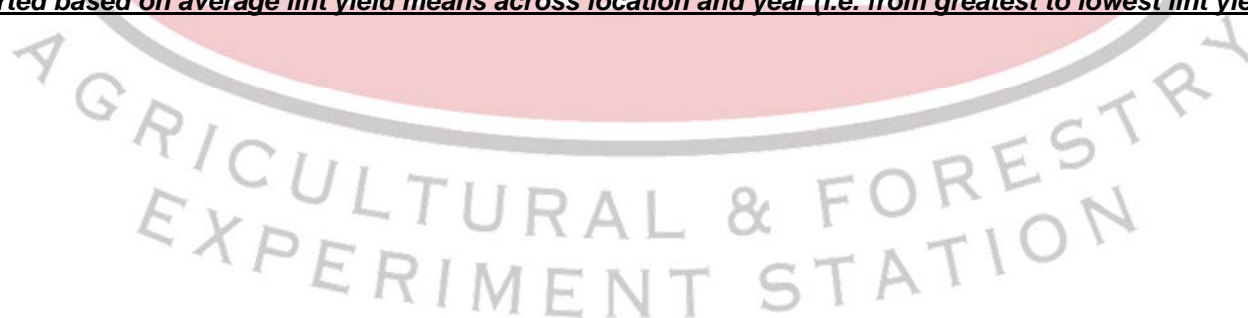


Table 4. One-year mean yield performance and fiber characteristics for OVT varieties submitted for testing in 2019 averaged across all (8) testing locations.

Variety	Measurement						
	Lint Yield† (lb/acre)	Lint (%)	Length (in.)	Mic. - - - -	Strength (g/tex)	Uniformity (%)	Loan Value ¢/LB
DP 1646 B2XF	1520	42.5	1.18	4.7	32.3	83.6	53.45
DP 1725 B2XF	1498	43.0	1.15	4.8	32.4	83.9	53.25
PX 5C05 W3FE	1492	42.0	1.16	4.5	33.5	84.3	53.77
DG 3317 B3XF	1474	41.9	1.16	4.8	32.1	84.4	52.63
DG 3520 B3XF	1473	40.9	1.21	4.4	33.1	84.2	53.76
AMX 19A005 B3XF	1468	42.1	1.17	4.5	32.2	83.7	53.83
PHY 390 W3FE	1462	42.4	1.18	4.5	32.8	83.6	53.65
ST 5600B2XF	1454	41.7	1.18	4.6	33.1	84.1	53.23
DG 3570 B3XF	1441	41.5	1.16	4.8	31.6	83.8	52.60
DG 3526 B2XF	1436	43.1	1.16	4.8	31.6	84.0	53.05
DG 3555 B3XF	1436	39.8	1.20	4.4	32.5	84.6	53.64
PHY 580 W3FE	1435	42.0	1.17	4.6	33.5	83.8	53.34
PHY 360 W3FE	1433	40.5	1.18	4.5	32.3	83.7	53.56
DP 1916 B3XF	1425	41.9	1.18	4.5	33.2	84.0	53.93
CP 9608 B3XF	1423	42.6	1.17	4.7	32.5	83.8	53.22
DP 2038 B3XF	1412	42.4	1.17	4.6	31.8	83.8	53.32
PX 3D32 W3FE	1409	41.5	1.20	4.6	32.5	83.8	53.84
DG 3427 B3XF	1408	42.5	1.16	4.7	32.0	83.0	53.00
ST 4550GLTP	1408	42.9	1.16	4.7	32.9	84.5	53.46
PX 3D43 W3FE	1407	42.3	1.14	4.6	32.6	83.8	53.16
PHY 400 W3FE	1403	42.3	1.17	4.7	32.8	83.7	53.50
PX 5C45 W3FE	1401	42.0	1.19	4.5	33.3	84.1	53.77
DG 3385 B2XF	1401	42.4	1.16	4.8	32.3	84.0	53.19
ST 5471GLTP	1399	41.8	1.17	4.6	33.1	83.9	54.09
PHY 480 W3FE	1397	41.0	1.18	4.6	33.6	84.4	53.44
PX 5D28 W3FE	1396	43.3	1.15	4.5	33.0	84.1	53.40
DP 1851 B3XF	1396	42.2	1.17	4.7	33.1	84.2	53.61
PHY 350 W3FE	1395	42.1	1.16	4.7	32.7	83.7	53.21
NG 4098 B3XF	1392	40.2	1.20	4.4	34.2	84.3	53.86
NG 3729 B2XF	1389	41.6	1.17	4.7	32.0	84.2	53.21
CP 9178 B3XF	1386	41.8	1.16	4.8	32.7	84.1	53.05
DG 3615 B3XF	1383	40.9	1.18	4.7	32.9	83.8	52.86
AMX 1828 B3XF	1382	42.3	1.16	4.7	31.9	84.5	53.78
DP 1835 B3XF	1374	43.0	1.18	4.7	33.3	84.0	53.68
DP 1518 B2XF	1372	41.2	1.18	4.6	31.9	84.0	53.29
PHY 340 W3FE	1371	40.8	1.18	4.5	32.8	84.4	53.91
PX 5E28 W3FE	1370	40.8	1.19	4.5	33.2	84.2	53.50
AMX 1818 B3XF	1358	42.2	1.17	4.7	33.1	84.6	53.22
DP 1845 B3XF	1358	41.0	1.20	4.5	33.9	84.2	53.65
NG 3522 B2XF	1357	40.8	1.16	4.5	32.0	84.1	53.52
CP 9210 B3XF	1357	42.2	1.18	5.0	33.6	84.2	52.52
DP 2055 B3XF	1354	42.2	1.19	4.8	32.6	84.1	53.34
NG 4936 B3XF	1350	40.0	1.18	4.6	31.9	84.2	53.40
AMX 1816 B3XF	1349	40.5	1.19	4.6	32.4	84.0	53.60
SSG UA 114	1340	41.7	1.18	4.8	33.1	84.6	52.66
NG 3994 B3XF	1338	42.2	1.16	4.7	31.9	83.6	53.38
DP 2012 B3XF	1338	42.1	1.17	4.7	32.2	83.7	53.45
PX 5E34 W3FE	1321	41.0	1.18	4.6	33.7	84.0	52.96
SSG UA 222	1315	40.8	1.19	4.5	32.6	84.2	53.73
DG 3470 B3XF	1292	42.0	1.17	4.8	33.3	84.4	53.09
NG 3930 B3XF	1281	40.6	1.17	4.6	32.0	84.2	53.30
NG 5711 B3XF	1274	41.5	1.20	4.7	33.4	84.3	53.78
Overall Mean	1394	41.7	1.17	4.6	32.7	84.1	53.40
LSD(0.05)	93	1.0	0.02	0.2	0.9	0.6	0.71
C.V. (%)	13.1	4.8	3.4	2.0	5.5	1.4	2.7

*Yield in bold type are not significantly different from the highest yielding variety.

Table 5. 2019 mean yield performance of varieties cultivated at 4 locations in the Delta Region.

Variety	Measurement						
	Lint Yield† (lb/acre)	Lint (%)	Length (in.)	Mic. ----	Strength (g/tex)	Uniformity (%)	Loan Value ¢/LB
DP 1646 B2XF	1688	41.2	1.20	4.5	33.0	83.5	53.61
DG 3520 B3XF	1679	40.0	1.23	4.3	33.6	84.4	53.37
DP 1725 B2XF	1675	42.6	1.15	4.8	32.5	83.6	52.83
PX 5C05 W3FE	1656	41.4	1.17	4.5	34.3	84.3	53.47
AMX 19A005 B3XF	1648	41.4	1.18	4.4	32.3	83.6	53.31
NG 3729 B2XF	1632	40.8	1.19	4.6	32.4	84.3	53.33
PX 3D43 W3FE	1630	41.4	1.16	4.5	33.0	83.7	53.30
DG 3570 B3XF	1617	40.7	1.18	4.7	32.4	84.0	53.08
PHY 390 W3FE	1616	41.7	1.20	4.3	33.6	83.9	53.45
DG 3317 B3XF	1611	41.1	1.17	4.7	32.5	84.6	52.62
PX 5C45 W3FE	1601	42.0	1.20	4.4	34.1	84.2	53.32
ST 5600B2XF	1593	41.0	1.19	4.6	33.8	83.9	53.06
ST 4550GLTP	1588	41.9	1.17	4.6	33.5	84.5	53.26
DG 3526 B2XF	1587	42.5	1.18	4.7	32.2	84.1	53.03
NG 4098 B3XF	1585	38.9	1.22	4.3	35.2	84.4	53.17
DG 3555 B3XF	1584	38.9	1.22	4.2	32.7	84.8	53.06
DP 1851 B3XF	1579	41.7	1.18	4.6	33.8	84.3	53.09
PHY 360 W3FE	1575	39.5	1.20	4.4	32.7	83.7	53.22
PHY 480 W3FE	1572	40.9	1.19	4.5	34.0	84.4	53.23
CP 9608 B3XF	1570	42.4	1.18	4.6	32.9	84.0	53.14
SSG UA 114	1569	40.5	1.19	4.7	34.2	84.7	52.05
DP 1835 B3XF	1567	43.1	1.20	4.6	33.9	84.1	53.73
DG 3427 B3XF	1567	42.2	1.17	4.6	32.5	83.3	53.31
PHY 580 W3FE	1565	41.2	1.19	4.5	34.7	84.0	53.55
DP 1916 B3XF	1556	41.4	1.19	4.4	34.0	84.3	53.49
PX 3D32 W3FE	1555	40.8	1.21	4.4	33.2	83.6	53.48
DP 1518 B2XF	1541	40.4	1.19	4.4	32.5	84.0	53.22
AMX 1828 B3XF	1536	41.7	1.18	4.7	32.6	84.9	53.49
PX 5D28 W3FE	1534	42.8	1.16	4.4	33.8	84.4	53.12
PHY 350 W3FE	1532	40.8	1.18	4.5	33.5	83.9	53.62
CP 9178 B3XF	1527	40.8	1.18	4.7	33.6	84.5	53.33
DG 3470 B3XF	1523	40.8	1.19	4.6	34.4	84.7	53.03
DG 3385 B2XF	1522	41.6	1.17	4.6	32.7	84.1	53.33
PHY 400 W3FE	1518	41.8	1.18	4.6	33.3	83.9	52.96
DP 2055 B3XF	1514	41.5	1.21	4.7	32.9	84.3	52.93
NG 3994 B3XF	1513	41.7	1.18	4.6	32.6	83.7	53.48
DG 3615 B3XF	1513	40.2	1.19	4.7	33.5	84.1	52.66
AMX 1816 B3XF	1510	39.5	1.21	4.3	33.1	84.2	53.69
ST 5471GLTP	1496	41.0	1.18	4.6	33.4	83.4	53.79
NG 4936 B3XF	1490	39.1	1.20	4.5	32.4	84.7	53.43
PX 5E28 W3FE	1490	40.2	1.19	4.4	33.7	84.2	53.05
DP 2038 B3XF	1478	41.9	1.18	4.5	31.6	83.7	53.00
DP 1845 B3XF	1478	40.0	1.22	4.2	34.3	84.5	53.52
PHY 340 W3FE	1477	39.9	1.20	4.3	33.2	84.1	53.60
CP 9210 B3XF	1474	41.7	1.19	4.9	34.2	84.4	52.52
DP 2012 B3XF	1456	41.4	1.19	4.5	32.5	83.5	53.39
NG 3522 B2XF	1447	39.9	1.16	4.3	32.1	84.0	52.92
PX 5E34 W3FE	1423	40.1	1.19	4.4	34.0	84.0	52.62
NG 5711 B3XF	1410	40.7	1.22	4.5	34.4	84.4	53.65
NG 3930 B3XF	1393	39.6	1.19	4.4	32.5	84.2	52.90
AMX 1818 B3XF	1375	41.2	1.20	4.5	34.1	85.1	53.29
SSG UA 222	1306	38.8	1.21	4.4	33.6	84.0	52.46
Overall Mean	1541	41.0	1.19	4.5	33.3	84.1	53.20
LSD(0.05)	140	1.44	0.03	0.2	1.3	0.8	NSD
C.V. (%)	12.5	5.0	3.3	7.2	5.4	1.3	NSD

*Yield in bold type are not significantly different from the highest yielding variety.

NSD = No significant differences.

Table 6. 2019 mean yield performance of varieties cultivated at 4 locations in the Hill region.

Variety	Measurement						
	Lint Yield† (lb/acre)	Lint (%)	Length (in.)	Mic. ----	Strength (g/tex)	Uniformity (%)	Loan Value ¢/LB
DP 2038 B3XF	1350	43.0	1.16	4.7	32.0	84.0	53.64
DG 3317 B3XF	1346	42.8	1.14	5.0	31.7	84.1	52.64
AMX 1818 B3XF	1342	43.2	1.15	4.8	32.0	84.1	53.14
PHY 390 W3FE	1338	43.1	1.16	4.7	32.0	83.3	53.86
ST 5471GLTP	1332	42.6	1.17	4.7	32.8	84.3	54.38
ST 5600B2XF	1324	42.5	1.17	4.7	32.4	84.3	53.41
SSG UA 222	1323	42.3	1.18	4.6	31.8	84.4	54.74
DP 1725 B2XF	1320	43.4	1.16	4.8	32.2	84.2	53.66
DP 1646 B2XF	1314	43.7	1.17	4.9	31.6	83.7	53.29
PX 5C05 W3FE	1304	42.7	1.15	4.6	32.6	84.4	54.10
PHY 580 W3FE	1304	42.9	1.16	4.7	32.2	83.6	53.14
PHY 360 W3FE	1300	41.6	1.16	4.7	32.0	83.8	53.90
AMX 1828 B3XF	1294	42.8	1.15	4.8	31.2	84.1	54.06
CP 9178 B3XF	1294	42.8	1.15	4.9	31.7	83.7	52.78
AMX 19A005 B3XF	1289	42.9	1.16	4.7	32.1	83.8	54.32
PHY 400 W3FE	1288	42.8	1.17	4.9	32.3	83.5	54.04
DG 3555 B3XF	1287	40.7	1.19	4.6	32.3	84.3	54.22
DG 3520 B3XF	1280	41.7	1.19	4.6	32.5	84.0	54.14
DG 3385 B2XF	1279	43.3	1.14	4.9	32.0	83.9	53.06
CP 9210 B3XF	1277	42.7	1.17	5.1	33.1	83.9	52.52
DG 3526 B2XF	1275	43.7	1.15	4.9	31.0	84.0	53.08
DP 1916 B3XF	1269	42.5	1.18	4.7	32.4	83.8	54.38
NG 3522 B2XF	1267	41.8	1.16	4.7	31.8	84.2	54.12
PHY 350 W3FE	1266	43.3	1.15	4.9	32.0	83.6	52.79
DG 3570 B3XF	1265	42.3	1.15	4.9	30.9	83.7	52.11
PX 5D28 W3FE	1258	43.8	1.13	4.7	32.3	83.9	53.69
CP 9608 B3XF	1255	42.8	1.15	4.8	32.2	83.5	53.29
PHY 340 W3FE	1255	41.6	1.17	4.7	32.4	84.7	54.22
NG 3729 B2XF	1254	42.3	1.15	4.8	31.6	84.2	53.09
DP 2012 B3XF	1243	42.8	1.16	4.8	31.8	83.9	53.50
PX 5E28 W3FE	1241	41.5	1.19	4.7	32.6	84.2	53.95
DG 3427 B3XF	1240	42.9	1.16	4.7	31.5	82.8	52.68
ST 4550GLTP	1239	43.9	1.15	4.9	32.3	84.6	53.66
PX 5E34 W3FE	1232	42.0	1.17	4.8	33.3	84.1	53.30
DP 1851 B3XF	1231	42.6	1.16	4.8	32.3	84.2	54.09
NG 4936 B3XF	1219	41.0	1.16	4.8	31.3	83.7	53.38
DP 2055 B3XF	1215	42.8	1.17	4.9	32.2	84.0	53.75
PHY 480 W3FE	1210	41.2	1.17	4.8	33.1	84.4	53.66
DP 1518 B2XF	1203	42.0	1.16	4.8	31.3	84.0	53.37
PX 5C45 W3FE	1201	42.1	1.18	4.6	32.5	84.1	54.22
NG 4098 B3XF	1199	41.5	1.17	4.6	33.1	84.2	54.56
AMX 1816 B3XF	1197	41.6	1.17	4.8	31.6	83.7	53.51
PX 3D32 W3FE	1192	42.3	1.18	4.8	31.9	83.9	54.20
PX 3D43 W3FE	1185	43.2	1.13	4.8	32.2	83.8	53.02
DP 1845 B3XF	1172	42.0	1.17	4.7	33.4	83.8	53.79
NG 3994 B3XF	1171	42.8	1.15	4.8	31.1	83.4	53.29
SSG UA 114	1169	42.6	1.16	4.9	32.2	84.6	53.11
NG 3930 B3XF	1168	41.7	1.15	4.8	31.6	84.2	53.72
DG 3615 B3XF	1163	41.7	1.17	4.7	32.1	83.5	53.10
NG 5711 B3XF	1148	42.3	1.17	4.8	32.4	84.3	53.91
DG 3470 B3XF	1122	43.1	1.15	4.9	32.2	84.2	53.14
DP 1835 B3XF	1106	42.9	1.16	4.7	32.6	83.8	53.63
Overall Mean	1250	42.5	1.16	4.8	32.1	84.0	53.58
LSD(0.05)	124	1.4	0.03	0.2	1.3	0.9	1.16
C.V. (%)	13.9	4.6	3.5	6.8	5.6	1.5	3.1

*Yield in bold type are not significantly different from the highest yielding variety.

NSD = No significant differences.

Table 7. Mean yield performance and fiber characteristics for cotton varieties cultivated on an irrigated Dubbs/Dundee very fine sandy loam on Cliff Heaton Farms near Clarksdale, MS during 2019.

Variety	Measurement						
	Lint Yield† (lb/acre)	Lint (%)	Length (in.)	Mic. - - -	Strength (g/tex)	Uniformity (%)	Loan Value ¢/LB
DP 1646 B2XF	1951	41.6	1.24	4.6	33.7	84.2	54.81
AMX 19A005 B3XF	1937	41.4	1.26	4.5	33.4	84.9	54.55
DP 1851 B3XF	1920	41.7	1.23	4.6	33.5	85.1	54.65
CP 9178 B3XF	1896	40.5	1.23	5.0	34.1	85.7	54.18
DP 2055 B3XF	1892	41.6	1.22	4.8	32.6	84.9	54.23
PHY 390 W3FE	1888	40.9	1.24	4.4	32.6	84.7	54.54
DP 1725 B2XF	1878	42.3	1.18	4.9	33.9	84.0	53.51
DP 1845 B3XF	1862	39.8	1.26	4.4	34.6	85.5	55.01
NG 4098 B3XF	1859	39.0	1.28	4.3	36.5	85.7	54.06
PHY 360 W3FE	1851	38.4	1.24	4.4	33.3	84.6	54.65
DG 3555 B3XF	1822	38.6	1.25	4.4	32.5	85.4	53.98
DG 3615 B3XF	1822	39.6	1.24	4.8	34.2	85.3	52.44
DP 2038 B3XF	1822	40.9	1.26	4.5	31.6	84.2	54.75
NG 3994 B3XF	1818	40.8	1.23	4.6	33.5	85.2	54.89
DG 3570 B3XF	1806	39.2	1.22	4.6	32.4	85.0	54.21
PX 5D28 W3FE	1799	42.4	1.20	4.5	34.1	85.6	54.54
ST 5471GLTP	1792	41.1	1.22	4.6	34.0	84.4	55.00
ST 4550GLTP	1789	42.4	1.21	4.6	32.9	85.6	54.94
SSG UA 114	1779	40.0	1.22	4.9	34.2	85.7	53.56
AMX 1818 B3XF	1775	41.4	1.22	4.6	34.7	85.7	54.33
PX 5C05 W3FE	1775	40.5	1.21	4.6	35.5	85.0	55.13
AMX 1816 B3XF	1767	39.8	1.24	4.6	33.4	84.8	54.51
DP 2012 B3XF	1765	41.4	1.24	4.7	33.8	84.2	54.86
DP 1518 B2XF	1757	40.8	1.26	4.6	32.5	85.0	54.85
PX 3D32 W3FE	1748	40.3	1.25	4.5	33.3	84.1	54.83
ST 5600B2XF	1746	39.9	1.23	4.5	34.0	84.5	54.78
PX 5C45 W3FE	1745	40.4	1.25	4.3	35.0	84.4	54.73
PX 3D43 W3FE	1740	40.0	1.18	4.2	32.5	84.0	54.65
PHY 480 W3FE	1738	40.5	1.23	4.7	34.5	84.9	54.69
PHY 580 W3FE	1738	40.5	1.23	4.7	35.7	84.1	54.74
DG 3317 B3XF	1730	41.4	1.22	4.6	32.9	85.3	55.04
DP 1835 B3XF	1729	44.3	1.26	4.6	34.3	85.1	54.90
PHY 340 W3FE	1705	38.7	1.21	4.2	33.0	83.9	54.88
SSG UA 222	1700	39.1	1.25	4.4	33.9	85.3	54.79
DG 3520 B3XF	1691	38.7	1.28	4.3	34.0	85.5	54.81
DG 3427 B3XF	1686	42.0	1.20	4.6	33.6	84.5	54.56
NG 3930 B3XF	1684	39.1	1.23	4.5	32.3	84.8	54.68
AMX 1828 B3XF	1681	41.4	1.21	4.7	32.7	84.9	53.79
NG 4936 B3XF	1677	38.9	1.23	4.6	32.1	85.0	54.09
NG 3729 B2XF	1670	39.7	1.23	4.7	32.7	85.4	54.10
PHY 350 W3FE	1662	41.0	1.21	4.6	33.6	84.4	55.03
DG 3526 B2XF	1654	41.6	1.23	4.9	33.6	84.9	54.28
CP 9608 B3XF	1636	42.2	1.22	4.8	33.5	84.9	54.49
NG 5711 B3XF	1628	41.8	1.25	4.7	35.0	85.1	54.95
PHY 400 W3FE	1613	41.6	1.21	4.7	32.8	84.5	54.05
DG 3385 B2XF	1595	40.8	1.19	4.7	32.9	84.6	54.78
PX 5E28 W3FE	1585	40.2	1.22	4.6	33.7	85.7	54.41
DP 1916 B3XF	1574	40.7	1.23	4.3	34.0	85.3	55.01
NG 3522 B2XF	1535	39.3	1.21	4.2	33.5	84.6	54.76
CP 9210 B3XF	1492	40.7	1.24	4.9	35.2	85.5	53.64
PX 5E34 W3FE	1484	39.7	1.20	4.6	33.3	84.4	53.50
DG 3470 B3XF	1428	41.4	1.22	4.8	35.4	85.4	54.03
Overall Mean	1737	40.6	1.23	4.6	33.7	84.9	54.48
LSD(0.05)	NSD	NSD	NSD	NSD	NSD	NSD	NSD
C.V. (%)	NSD	NSD	NSD	NSD	NSD	NSD	NSD

*Yield in bold type are not significantly different from the highest yielding variety.
NSD = No significant differences.

Table 8. Mean yield performance and fiber characteristics for cotton varieties cultivated on a non-irrigated Falaya silt loam soil at Pace Farms near Senatobia, MS during 2019.

Variety	Measurement						
	Lint Yield† (lb/acre)	Lint (%)	Length (in.)	Mic. - - - -	Strength (g/tex)	Uniformity (%)	Loan Value ¢/LB
PHY 390 W3FE	1699	40.6	1.22	5.1	34.9	84.2	53.75
DP 1916 B3XF	1612	39.5	1.23	4.9	35.0	84.9	54.25
DG 3555 B3XF	1600	37.8	1.23	4.9	34.7	84.8	54.34
CP 9608 B3XF	1573	40.8	1.20	5.0	34.2	85.3	52.41
PHY 360 W3FE	1564	39.5	1.21	4.8	34.1	85.0	54.28
ST 5471GLTP	1555	40.0	1.22	5.1	35.0	85.1	53.95
DG 3520 B3XF	1550	38.5	1.25	4.8	34.0	84.9	53.15
DP 1725 B2XF	1489	41.4	1.19	5.3	33.6	85.2	52.40
AMX 1818 B3XF	1477	40.3	1.17	5.1	33.7	84.4	52.66
ST 5600B2XF	1472	39.7	1.20	4.9	33.9	84.7	53.06
DP 1851 B3XF	1471	39.5	1.21	5.1	33.2	85.3	53.33
DP 2038 B3XF	1470	40.4	1.18	5.0	33.3	84.7	53.20
DP 2012 B3XF	1468	40.7	1.19	5.1	33.2	84.7	53.26
AMX 19A005 B3XF	1461	39.7	1.19	4.8	34.5	84.1	54.01
PX 3D32 W3FE	1459	40.1	1.25	5.0	33.6	85.1	53.54
DP 1518 B2XF	1443	39.3	1.19	5.1	32.9	84.6	53.71
DG 3317 B3XF	1442	40.1	1.18	5.3	33.6	85.6	52.14
DG 3385 B2XF	1423	41.0	1.19	5.2	34.5	84.9	53.09
PX 5C05 W3FE	1420	38.9	1.20	4.8	35.0	85.7	55.42
DP 1646 B2XF	1418	39.8	1.22	5.0	34.2	84.1	54.41
ST 4550GLTP	1417	41.4	1.19	5.1	34.2	85.5	53.60
PHY 350 W3FE	1410	40.4	1.18	5.2	35.3	84.4	52.13
SSG UA 222	1409	39.1	1.24	4.8	35.4	85.8	55.53
CP 9210 B3XF	1404	40.6	1.22	5.5	35.8	85.3	50.74
PX 5D28 W3FE	1399	41.0	1.17	5.0	35.3	85.1	53.46
DG 3427 B3XF	1398	40.5	1.19	5.0	34.6	84.3	53.46
DP 1835 B3XF	1379	40.5	1.20	5.1	35.1	84.8	53.35
CP 9178 B3XF	1377	40.4	1.18	5.2	31.9	84.1	52.46
PHY 340 W3FE	1360	38.2	1.23	4.7	34.6	85.5	54.14
DP 2055 B3XF	1358	40.7	1.20	5.1	34.4	83.7	53.05
NG 4936 B3XF	1357	38.1	1.19	5.1	33.3	84.7	52.50
PHY 480 W3FE	1351	39.1	1.21	5.1	35.3	85.0	52.59
PHY 400 W3FE	1350	39.8	1.22	5.2	34.6	85.0	52.44
PX 5C45 W3FE	1344	40.2	1.24	4.8	33.9	85.3	54.36
NG 3930 B3XF	1337	38.4	1.21	5.0	33.9	85.5	54.29
AMX 1828 B3XF	1324	40.1	1.18	4.9	32.6	84.8	54.55
DG 3570 B3XF	1308	39.0	1.20	5.1	32.8	85.3	52.15
PHY 580 W3FE	1308	40.6	1.21	5.2	35.8	85.5	52.36
NG 4098 B3XF	1303	38.6	1.21	4.9	35.9	84.9	54.83
PX 3D43 W3FE	1300	40.8	1.16	5.0	34.1	84.6	54.06
DP 1845 B3XF	1285	39.2	1.22	5.0	36.1	84.3	54.66
PX 5E34 W3FE	1284	39.4	1.22	5.1	34.9	85.5	53.61
NG 3729 B2XF	1279	39.2	1.19	5.0	33.3	84.7	53.15
SSG UA 114	1251	40.3	1.21	5.1	34.0	85.5	52.55
PX 5E28 W3FE	1245	38.2	1.23	5.1	35.2	85.6	53.60
NG 3994 B3XF	1233	40.1	1.20	4.8	32.9	84.3	54.01
AMX 1816 B3XF	1222	39.9	1.21	5.0	33.0	84.5	53.88
DG 3526 B2XF	1205	41.6	1.20	5.2	33.7	84.8	52.44
DG 3615 B3XF	1204	39.8	1.21	5.1	35.5	84.3	52.56
NG 5711 B3XF	1161	39.0	1.23	5.2	34.5	85.7	52.81
NG 3522 B2XF	1115	37.9	1.21	4.9	34.5	85.4	54.98
DG 3470 B3XF	1059	40.6	1.19	5.0	34.2	85.5	53.76
Overall Mean	1381	39.8	1.20	5.0	34.3	84.9	53.43
LSD(0.05)	NSD	NSD	NSD	NSD	NSD	NSD	NSD
C.V. (%)	NSD	NSD	NSD	NSD	NSD	NSD	NSD

*Yield in bold type are not significantly different from the highest yielding variety.
NSD = No significant differences.

Table 9. Mean yield performance and fiber characteristics for cotton varieties cultivated on a non-irrigated Dubbs Loam/Tensas Silty Clay Loam at Porter Farms near Sidon, MS during 2019.

Variety	Measurement						
	Lint Yield† (lb/acre)	Lint (%)	Length (in.)	Mic. - - -	Strength (g/tex)	Uniformity (%)	Loan Value ¢/LB
SSG UA 114	1053	38.9	1.15	4.3	33.7	82.4	48.56
PX 3D43 W3FE	1053	37.6	1.13	4.3	32.3	82.4	48.43
DP 1518 B2XF	1037	37.8	1.18	4.4	32.6	82.4	48.54
PHY 390 W3FE	1005	39.1	1.20	4.3	33.9	82.6	48.65
DP 1916 B3XF	990	36.8	1.18	4.3	34.8	83.6	49.34
AMX 19A005 B3XF	988	37.1	1.18	4.3	32.9	82.8	48.65
DP 1845 B3XF	981	36.0	1.20	4.2	34.5	83.5	48.73
NG 3522 B2XF	967	36.3	1.15	4.2	32.5	83.3	48.54
DP 1725 B2XF	959	37.3	1.15	4.7	32.1	83.1	48.58
PHY 480 W3FE	949	37.8	1.18	4.4	34.6	82.9	48.41
CP 9210 B3XF	936	37.7	1.18	4.8	34.7	83.6	49.36
PHY 580 W3FE	918	36.2	1.16	4.2	33.3	82.4	49.08
DP 2012 B3XF	912	39.0	1.13	4.4	32.1	81.0	48.40
DG 3520 B3XF	911	36.7	1.20	4.4	33.6	82.0	48.63
PX 5C45 W3FE	906	38.8	1.19	4.2	33.9	83.2	48.71
DG 3526 B2XF	901	39.2	1.18	4.6	32.4	82.4	48.60
DG 3570 B3XF	900	37.9	1.16	4.7	32.0	82.5	49.01
NG 5711 B3XF	893	37.1	1.19	4.3	33.9	83.3	48.75
DP 1835 B3XF	889	38.4	1.20	4.6	34.5	83.7	49.33
DP 1851 B3XF	881	37.7	1.17	4.7	34.0	83.7	48.74
ST 5600B2XF	878	36.6	1.18	4.2	33.5	82.5	49.25
DG 3317 B3XF	871	37.1	1.15	4.6	32.4	83.4	48.61
PHY 350 W3FE	868	36.8	1.17	4.3	33.2	82.7	49.24
PHY 360 W3FE	868	34.9	1.19	4.3	33.8	83.0	48.59
DP 2055 B3XF	864	36.9	1.19	4.6	33.1	83.4	49.25
AMX 1816 B3XF	863	37.0	1.20	4.3	33.5	83.5	49.93
PX 5D28 W3FE	863	39.7	1.16	4.2	34.1	83.2	48.65
NG 4098 B3XF	863	35.5	1.15	4.4	33.8	83.1	49.26
ST 5471GLTP	853	37.6	1.15	4.4	32.6	82.4	49.14
AMX 1818 B3XF	834	37.1	1.17	4.5	33.4	83.6	48.68
PHY 340 W3FE	832	36.4	1.19	4.2	33.5	83.6	49.93
PX 3D32 W3FE	821	36.5	1.18	4.1	32.6	82.4	48.63
DP 1646 B2XF	816	36.6	1.16	4.3	32.1	81.5	48.53
CP 9608 B3XF	813	37.9	1.16	4.5	33.1	82.7	48.03
NG 3729 B2XF	812	38.1	1.17	4.4	32.7	82.9	49.23
PX 5C05 W3FE	810	37.5	1.16	4.1	33.9	83.2	48.76
DG 3427 B3XF	801	38.4	1.16	4.5	31.9	82.0	48.25
DG 3615 B3XF	796	35.5	1.16	4.4	32.5	82.3	49.21
PX 5E34 W3FE	795	36.4	1.18	4.3	34.9	82.7	47.21
AMX 1828 B3XF	789	37.2	1.17	4.5	32.1	84.3	49.48
DP 2038 B3XF	765	36.7	1.17	4.3	32.2	82.5	48.58
NG 3994 B3XF	765	38.2	1.16	4.5	32.0	82.8	49.11
NG 3930 B3XF	751	36.4	1.16	4.5	32.2	83.0	47.20
PHY 400 W3FE	738	37.6	1.17	4.5	33.0	82.9	48.05
CP 9178 B3XF	737	36.6	1.18	4.5	33.7	83.3	49.28
ST 4550GLTP	707	34.9	1.17	4.4	33.6	83.1	48.69
NG 4936 B3XF	684	34.2	1.16	4.4	32.0	83.1	49.23
PX 5E28 W3FE	664	36.2	1.17	4.3	32.5	82.8	48.61
SSG UA 222	652	35.6	1.19	4.0	34.0	82.5	49.31
DG 3555 B3XF	645	34.5	1.18	4.2	32.8	83.4	48.61
DG 3385 B2XF	630	37.5	1.14	4.3	32.4	81.7	49.18
DG 3470 B3XF	627	35.8	1.16	4.3	33.2	82.6	48.65
Overall Mean	848	37.0	1.17	4.4	33.1	82.9	48.80
LSD(0.05)	235	NSD	NSD	NSD	NSD	NSD	NSD
C.V. (%)	19.5	NSD	NSD	NSD	NSD	NSD	NSD

*Yield in bold type are not significantly different from the highest yielding variety.
NSD = No significant differences.

Table 10. Mean yield performance and fiber characteristics for cotton varieties cultivated on a Marietta Fine Sandy Loam at the Plant Science Research Center near Starkville, MS during 2019.

Variety	Measurement						
	Lint Yield† (lb/acre)	Lint (%)	Length (in.)	Mic. - - - -	Strength (g/tex)	Uniformity (%)	Loan Value ¢/LB
ST 5600B2XF	1250	42.8	1.2	4.7	33.6	84.1	53.3
DG 3615 B3XF	1199	42.0	1.2	4.8	32.2	85.1	52.5
DG 3526 B2XF	1192	42.8	1.2	5.0	31.6	83.9	52.9
DP 1518 B2XF	1180	41.7	1.2	4.7	31.6	84.7	52.9
DG 3317 B3XF	1175	42.9	1.1	5.0	31.0	85.0	51.7
DP 2038 B3XF	1169	43.5	1.2	4.8	32.0	84.7	52.6
DP 1851 B3XF	1156	42.0	1.2	4.7	32.9	84.2	53.6
NG 3522 B2XF	1152	40.1	1.2	4.5	31.5	84.7	54.2
PX 3D32 W3FE	1140	43.0	1.2	4.8	32.3	84.7	53.6
DP 1646 B2XF	1133	43.7	1.2	5.1	32.0	84.9	51.4
PX 5E28 W3FE	1117	41.3	1.2	4.6	32.4	84.6	51.7
ST 5471GLTP	1114	41.7	1.2	4.7	32.7	84.4	53.4
DG 3555 B3XF	1104	39.5	1.2	4.6	32.7	85.0	52.6
CP 9178 B3XF	1104	42.8	1.1	5.1	31.8	84.2	49.8
CP 9210 B3XF	1101	41.8	1.2	5.2	33.6	84.6	51.7
DG 3520 B3XF	1096	41.5	1.2	4.5	34.5	85.1	54.4
PX 5C05 W3FE	1096	42.3	1.1	4.4	33.2	85.1	52.4
DP 2055 B3XF	1089	43.5	1.2	4.9	32.3	85.0	51.9
DG 3470 B3XF	1087	42.1	1.1	4.7	32.1	83.8	52.7
AMX 19A005 B3XF	1085	42.6	1.2	4.7	32.9	84.5	54.2
PHY 580 W3FE	1084	41.0	1.2	4.4	33.0	84.4	54.2
PHY 360 W3FE	1084	40.9	1.2	4.6	33.3	84.0	52.9
DP 2012 B3XF	1081	41.8	1.2	4.6	32.2	84.2	52.7
PHY 350 W3FE	1078	43.7	1.1	5.0	31.9	83.6	51.7
NG 3729 B2XF	1074	41.6	1.1	5.0	32.1	84.9	51.5
SSG UA 222	1071	41.6	1.2	4.6	32.7	85.3	54.3
CP 9608 B3XF	1070	43.2	1.2	5.0	32.8	84.0	53.0
DG 3570 B3XF	1067	41.7	1.2	4.7	32.9	84.1	51.8
PX 5E34 W3FE	1067	40.8	1.2	4.7	34.3	84.5	52.6
DP 1845 B3XF	1062	41.1	1.2	4.7	34.4	84.5	52.2
PHY 390 W3FE	1061	42.3	1.2	4.6	32.6	84.1	53.4
PX 5D28 W3FE	1052	44.2	1.1	4.7	31.8	84.6	53.0
DP 1725 B2XF	1051	43.5	1.1	5.0	33.2	84.6	52.7
NG 4098 B3XF	1028	40.5	1.2	4.5	34.4	85.2	54.3
DG 3427 B3XF	1024	42.4	1.2	5.0	32.0	83.5	50.8
AMX 1828 B3XF	1017	42.7	1.1	4.8	32.1	84.6	52.9
AMX 1818 B3XF	1016	42.8	1.2	4.6	32.3	84.8	52.0
PX 3D43 W3FE	1014	42.9	1.2	4.5	33.4	84.4	52.5
PHY 400 W3FE	1013	41.7	1.2	4.8	32.4	83.9	53.6
NG 5711 B3XF	1012	42.5	1.2	4.7	32.8	85.1	54.3
DP 1916 B3XF	1012	41.4	1.2	4.7	32.8	84.3	53.3
NG 3930 B3XF	1010	40.9	1.2	4.6	31.6	84.0	52.8
AMX 1816 B3XF	1004	41.0	1.2	4.8	32.2	84.6	53.6
PHY 340 W3FE	999	41.0	1.2	4.7	33.5	85.4	53.4
PHY 480 W3FE	991	40.4	1.2	4.9	33.0	84.6	52.2
DG 3385 B2XF	983	42.4	1.1	5.0	32.0	84.4	52.2
DP 1835 B3XF	981	42.9	1.2	4.9	33.4	84.3	53.1
SSG UA 114	957	42.1	1.2	4.8	32.3	85.1	51.4
NG 3994 B3XF	938	42.3	1.2	4.7	31.4	83.3	53.4
NG 4936 B3XF	933	40.2	1.2	4.9	32.1	84.5	52.9
PX 5C45 W3FE	919	41.3	1.2	4.5	33.2	83.7	53.4
ST 4550GLTP	910	44.1	1.1	4.9	31.6	84.5	53.3
Overall Mean	1065	42.0	1.17	4.7	32.6	84.5	52.78
LSD(0.05)	NSD	NSD	NSD	NSD	NSD	NSD	NSD
C.V. (%)	NSD	NSD	NSD	NSD	NSD	NSD	NSD

*Yield in bold type are not significantly different from the highest yielding variety.
NSD = No significant differences.

Table 11. Mean yield performance and fiber characteristics for cotton varieties cultivated on a Marietta/Catalpa Silt Loam at the Plant Science Research Center near Starkville, MS during 2019.

Variety	Measurement						
	Lint Yield† (lb/acre)	Lint (%)	Length (in.)	Mic. - - - -	Strength (g/tex)	Uniformity (%)	Loan Value ¢/LB
AMX 1828 B3XF	998	44.4	1.10	4.7	29.2	83.5	54.11
AMX 1818 B3XF	990	44.1	1.11	4.8	31.3	83.3	53.53
CP 9178 B3XF	975	43.6	1.10	4.6	30.1	82.6	53.70
DG 3526 B2XF	922	44.4	1.11	4.7	29.4	82.9	53.61
ST 5471GLTP	897	44.1	1.13	4.7	31.3	83.3	55.04
DP 1725 B2XF	881	43.9	1.11	4.4	29.9	83.5	54.69
PHY 580 W3FE	863	43.7	1.10	4.6	30.0	82.1	51.95
PHY 390 W3FE	859	44.2	1.10	4.6	29.9	81.9	53.80
DP 1646 B2XF	854	45.2	1.12	4.7	29.8	82.2	53.26
DG 3317 B3XF	853	43.9	1.09	4.9	29.4	82.6	52.16
ST 5600B2XF	819	43.2	1.13	4.5	30.8	83.6	53.79
PX 5E28 W3FE	801	42.4	1.16	4.5	30.8	83.4	55.10
PHY 400 W3FE	796	43.5	1.13	4.8	30.5	82.9	55.19
PHY 340 W3FE	793	42.1	1.12	4.6	30.5	83.5	54.29
CP 9608 B3XF	786	42.7	1.11	4.4	30.9	81.9	54.28
SSG UA 222	783	42.6	1.14	4.3	29.3	83.1	54.70
DP 2012 B3XF	782	44.3	1.09	4.8	30.1	82.5	52.93
DG 3385 B2XF	782	43.7	1.10	4.7	30.2	82.6	53.41
AMX 19A005 B3XF	778	44.3	1.11	4.5	29.1	82.0	54.38
CP 9210 B3XF	776	43.1	1.12	4.8	31.9	81.9	53.69
NG 3522 B2XF	772	43.0	1.10	4.5	29.7	82.8	54.11
DP 2055 B3XF	769	42.7	1.13	4.6	30.5	83.1	55.20
NG 5711 B3XF	769	43.4	1.12	4.7	30.4	83.1	54.08
DP 2038 B3XF	750	43.1	1.15	4.4	29.9	83.0	54.26
PHY 360 W3FE	747	42.3	1.12	4.6	29.9	82.6	53.59
NG 3930 B3XF	747	42.7	1.10	4.6	30.1	83.3	53.84
NG 3729 B2XF	747	43.1	1.10	4.5	29.7	82.7	52.78
ST 4550GLTP	747	45.9	1.10	4.8	31.4	83.6	53.43
DP 1845 B3XF	739	42.4	1.10	4.4	32.3	82.9	54.23
NG 3994 B3XF	737	44.4	1.08	4.8	29.3	82.1	52.43
PHY 350 W3FE	735	44.7	1.11	4.9	30.1	82.8	52.29
DG 3470 B3XF	733	43.8	1.11	4.9	30.7	83.1	53.50
DP 1851 B3XF	725	43.1	1.12	4.6	30.9	82.8	54.76
PX 5C45 W3FE	725	42.7	1.12	4.3	31.0	82.7	54.91
DG 3520 B3XF	724	42.6	1.13	4.4	31.0	82.3	53.99
NG 4098 B3XF	710	43.5	1.10	4.3	30.5	82.5	54.08
AMX 1816 B3XF	707	42.6	1.12	4.6	29.5	82.3	52.68
DP 1916 B3XF	695	43.1	1.13	4.5	30.9	83.0	54.98
PX 3D32 W3FE	693	43.7	1.12	4.6	29.4	82.0	53.98
PX 3D43 W3FE	691	44.5	1.06	4.6	29.3	82.0	51.46
NG 4936 B3XF	690	41.9	1.11	4.4	29.0	82.4	53.53
PX 5D28 W3FE	689	46.0	1.09	4.3	31.0	82.0	53.19
PX 5E34 W3FE	677	42.9	1.12	4.9	32.0	82.6	52.98
PHY 480 W3FE	674	42.1	1.13	4.5	32.3	83.4	54.69
PX 5C05 W3FE	661	44.3	1.11	4.5	31.6	83.5	54.64
DG 3615 B3XF	660	41.6	1.11	4.0	29.5	82.0	54.80
DG 3427 B3XF	639	43.1	1.10	4.1	27.6	80.3	52.35
DG 3570 B3XF	639	42.0	1.10	4.7	27.2	82.3	51.53
SSG UA 114	615	43.7	1.11	4.8	30.6	84.0	53.68
DP 1835 B3XF	614	44.5	1.10	4.3	30.8	82.1	53.31
DG 3555 B3XF	579	41.3	1.15	4.5	30.4	83.9	55.08
DP 1518 B2XF	527	43.6	1.10	4.7	29.6	82.6	53.00
Overall Mean	756	43.4	1.11	4.6	30.2	82.7	53.75
LSD(0.05)	NSD	NSD	NSD	NSD	NSD	NSD	NSD
C.V. (%)	NSD	NSD	NSD	NSD	NSD	NSD	NSD

*Yield in bold type are not significantly different from the highest yielding variety.
NSD = No significant differences.

Table 12. Mean yield performance and fiber characteristics for cotton varieties cultivated on an irrigated Bosket very fine sandy loam soil at the Mississippi State University Delta Research and Extension Center near Stoneville, MS during 2019.

Variety	Measurement						
	Lint Yield† (lb/acre)	Lint (%)	Length (in.)	Mic. - - - -	Strength (g/tex)	Uniformity (%)	Loan Value ¢/LB
PX 5E34 W3FE	2243	42.0	1.2	4.0	33.9	84.8	55.8
ST 4550GLTP	2236	45.2	1.2	4.6	33.5	84.4	55.6
DG 3555 B3XF	2229	41.8	1.2	3.7	32.4	84.9	55.8
PHY 400 W3FE	2212	43.8	1.2	4.2	34.4	84.6	55.6
DP 1646 B2XF	2201	43.1	1.2	4.3	33.0	84.0	55.8
DP 1725 B2XF	2182	46.7	1.1	4.5	31.8	83.1	54.6
DG 3385 B2XF	2181	43.3	1.2	4.6	31.7	84.9	55.6
PX 5E28 W3FE	2181	41.2	1.2	4.0	36.0	84.4	55.8
DG 3317 B3XF	2129	43.0	1.2	4.7	33.3	85.0	54.9
DG 3520 B3XF	2129	41.6	1.2	3.9	34.0	85.2	54.5
DP 1851 B3XF	2120	44.1	1.2	4.3	35.2	84.8	55.9
NG 3729 B2XF	2115	43.5	1.2	4.3	31.9	84.9	55.4
PHY 390 W3FE	2106	43.3	1.2	4.2	34.5	84.4	55.8
PX 5C05 W3FE	2105	44.6	1.1	4.6	33.6	84.9	55.2
ST 5600B2XF	2093	44.8	1.2	4.9	34.6	84.8	54.0
CP 9608 B3XF	2057	45.5	1.1	4.5	31.9	83.8	55.4
PX 3D43 W3FE	2052	44.1	1.1	4.6	33.8	84.8	55.5
DG 3470 B3XF	2051	43.7	1.2	4.7	34.2	85.8	54.7
PHY 580 W3FE	2045	44.0	1.2	4.3	36.2	85.4	55.7
DG 3570 B3XF	2039	43.5	1.2	4.6	32.8	84.6	54.8
DG 3427 B3XF	2016	44.3	1.1	4.6	31.6	82.4	55.3
DG 3526 B2XF	2003	45.3	1.1	4.5	30.9	84.2	55.0
PHY 350 W3FE	1989	41.8	1.2	4.2	33.8	84.4	55.7
DP 1916 B3XF	1980	45.0	1.2	4.6	33.4	84.2	55.1
CP 9178 B3XF	1964	43.0	1.1	4.4	33.9	84.2	55.4
NG 3994 B3XF	1964	44.0	1.2	4.4	32.5	83.2	55.6
DP 1835 B3XF	1955	45.6	1.2	4.4	32.9	83.3	55.7
AMX 19A005 B3XF	1954	44.5	1.1	4.3	30.6	83.1	55.0
CP 9210 B3XF	1948	44.4	1.2	4.6	33.0	84.3	55.1
PX 5C45 W3FE	1934	45.1	1.1	4.5	33.9	84.8	55.6
NG 4936 B3XF	1925	41.9	1.2	4.3	32.6	85.2	55.9
AMX 1816 B3XF	1921	39.2	1.2	3.9	33.0	84.1	55.8
AMX 1828 B3XF	1919	44.1	1.2	4.5	33.7	85.3	55.9
PX 5D28 W3FE	1917	44.1	1.1	4.1	33.8	84.5	55.0
ST 5471GLTP	1917	42.0	1.2	4.4	33.9	83.1	55.8
DP 2012 B3XF	1885	41.4	1.2	4.2	32.2	84.1	55.6
PX 3D32 W3FE	1882	43.2	1.2	4.2	35.3	84.3	55.9
PHY 360 W3FE	1859	42.6	1.2	4.2	30.8	83.0	55.0
NG 4098 B3XF	1826	39.9	1.2	4.0	36.3	84.4	54.5
NG 3522 B2XF	1801	41.7	1.1	4.1	29.8	83.3	54.7
PHY 480 W3FE	1760	42.6	1.2	4.1	33.3	85.2	55.7
DP 2055 B3XF	1722	43.7	1.2	4.3	33.3	84.1	55.7
PHY 340 W3FE	1703	43.7	1.2	4.2	31.9	83.9	55.6
NG 3930 B3XF	1678	41.7	1.2	4.0	32.7	83.7	55.5
DG 3615 B3XF	1671	41.9	1.2	4.6	34.3	83.8	54.7
DP 2038 B3XF	1669	46.0	1.1	4.5	30.7	83.0	53.8
NG 5711 B3XF	1647	41.8	1.2	4.3	34.8	84.1	55.8
AMX 1818 B3XF	1637	42.1	1.2	4.2	34.7	85.6	55.9
DP 1845 B3XF	1517	42.2	1.2	3.9	35.3	84.5	55.9
DP 1518 B2XF	1184	40.3	1.1	3.9	32.2	84.1	55.3
Overall Mean	1949	43.2	1.17	4.3	33.3	84.3	55.36
LSD(0.05)	269	2.6	0.05	0.5	2.2	1.3	NSD
C.V. (%)	9.3	4.2	3.1	7.9	4.7	1.1	NSD

*Yield in bold type are not significantly different from the highest yielding variety.

NSD = No significant differences.

Table 13. Mean yield performance and fiber characteristics for cotton varieties cultivated on a non-irrigated Keyespoint silty clay soil at Pace Perry Farms near Tunica, MS during 2019.

Variety	Measurement						
	Lint Yield† (lb/acre)	Lint (%)	Length (in.)	Mic. - - - -	Strength (g/tex)	Uniformity (%)	Loan Value ¢/LB
PX 5C05 W3FE	1933	43.2	1.17	4.6	34.2	84.3	54.79
SSG UA 114	1873	42.7	1.22	4.9	34.8	85.9	54.04
DP 1518 B2XF	1852	42.9	1.19	4.8	32.5	84.4	54.24
DG 3615 B3XF	1845	43.7	1.18	4.9	33.0	84.9	54.26
PHY 480 W3FE	1841	42.6	1.19	4.8	33.7	84.5	54.11
PX 3D32 W3FE	1840	43.1	1.21	4.8	31.4	83.8	54.59
AMX 1828 B3XF	1829	44.2	1.16	4.9	31.6	84.9	53.83
DG 3317 B3XF	1820	42.8	1.18	4.9	31.4	84.8	51.91
PX 5C45 W3FE	1820	43.7	1.22	4.6	33.8	84.6	54.24
DG 3555 B3XF	1809	40.9	1.23	4.5	33.2	85.7	53.85
NG 4098 B3XF	1794	41.2	1.21	4.6	34.4	84.4	54.89
DG 3526 B2XF	1790	44.0	1.20	4.9	31.9	85.0	54.25
DP 1646 B2XF	1786	43.6	1.20	4.7	33.3	84.1	55.35
NG 3729 B2XF	1774	42.1	1.18	4.8	32.4	83.9	54.55
DG 3520 B3XF	1774	42.1	1.23	4.5	32.9	84.3	54.36
CP 9608 B3XF	1773	44.3	1.19	4.6	33.0	84.5	54.69
PHY 360 W3FE	1772	41.9	1.19	4.5	33.1	84.4	54.65
DG 3427 B3XF	1764	44.0	1.19	4.7	33.1	84.3	55.11
DG 3570 B3XF	1759	42.2	1.16	4.9	32.6	84.0	54.36
DP 1835 B3XF	1740	44.2	1.19	4.7	34.0	84.5	54.96
NG 4936 B3XF	1735	41.3	1.23	4.7	33.1	85.6	54.54
DG 3470 B3XF	1714	42.5	1.20	4.7	34.6	85.1	54.78
AMX 19A005 B3XF	1712	42.7	1.19	4.5	32.6	84.1	55.36
DP 2038 B3XF	1706	43.9	1.17	4.7	32.0	85.0	54.84
DP 2012 B3XF	1694	43.7	1.16	4.8	32.0	84.0	53.50
DG 3385 B2XF	1683	44.9	1.19	4.9	33.9	85.2	53.71
DP 1725 B2XF	1682	44.1	1.16	5.0	32.3	84.1	54.60
ST 5600B2XF	1678	42.8	1.18	4.7	33.1	83.8	54.16
PX 3D43 W3FE	1674	43.8	1.17	4.7	33.4	83.7	54.58
PHY 340 W3FE	1669	40.7	1.22	4.6	34.3	84.9	53.99
DP 2055 B3XF	1667	44.0	1.21	5.1	32.5	84.7	52.59
AMX 1818 B3XF	1650	44.1	1.19	4.8	33.7	85.4	54.30
CP 9210 B3XF	1637	43.9	1.17	5.3	33.8	84.3	51.95
PHY 350 W3FE	1636	43.7	1.17	4.9	33.3	84.0	54.49
ST 4550GLTP	1633	44.9	1.15	4.8	34.0	84.8	53.78
NG 3994 B3XF	1618	43.8	1.18	4.7	32.6	83.7	54.36
NG 3522 B2XF	1608	42.3	1.17	4.8	32.5	84.8	53.64
CP 9178 B3XF	1605	43.1	1.17	5.0	32.6	84.8	54.43
DP 1916 B3XF	1594	43.2	1.19	4.6	33.8	84.1	54.54
PX 5E34 W3FE	1579	42.5	1.19	4.8	34.0	84.3	53.94
DP 1845 B3XF	1578	41.9	1.21	4.5	33.1	84.6	54.41
PX 5D28 W3FE	1566	44.9	1.15	4.7	33.2	84.5	54.30
DP 1851 B3XF	1564	43.4	1.17	5.0	32.7	83.8	53.48
PHY 580 W3FE	1561	44.0	1.18	4.9	33.6	84.3	54.64
PX 5E28 W3FE	1543	43.1	1.16	4.7	32.8	84.0	53.38
PHY 400 W3FE	1512	44.4	1.15	4.9	33.0	83.6	54.18
SSG UA 222	1496	41.7	1.19	4.8	33.0	84.3	53.29
NG 5711 B3XF	1492	42.1	1.21	4.7	34.1	85.0	55.06
NG 3930 B3XF	1482	41.4	1.19	4.8	32.7	85.5	54.21
AMX 1816 B3XF	1481	42.2	1.20	4.7	32.6	84.7	54.58
ST 5471GLTP	1465	43.4	1.20	4.8	33.1	83.9	55.26
PHY 390 W3FE	1380	43.5	1.19	4.5	33.4	83.8	54.79
Overall Mean	1682	43.1	1.19	4.8	33.1	84.5	54.24
LSD(0.05)	NSD	NSD	NSD	NSD	NSD	NSD	NSD
C.V. (%)	NSD	NSD	NSD	NSD	NSD	NSD	NSD

*Yield in bold type are not significantly different from the highest yielding variety.
NSD = No significant differences.

Table 14. Mean yield performance and fiber characteristics for cotton varieties cultivated on a non-irrigated Leeper silt loam soil at the North Mississippi Research and Extension Center near Verona, MS during 2019.

Variety	Measurement						
	Lint Yield† (lb/acre)	Lint (%)	Length (in.)	Mic. - - -	Strength (g/tex)	Uniformity (%)	Loan Value ¢/LB
DP 1646 B2XF	2066	46.1	1.16	4.9	30.7	83.5	54.11
SSG UA 222	2048	45.8	1.15	4.8	29.9	83.6	54.31
NG 3522 B2XF	2031	46.1	1.14	5.0	31.7	84.1	53.21
DP 2038 B3XF	2011	44.9	1.16	4.8	32.6	83.7	54.50
DG 3520 B3XF	1997	44.2	1.16	4.5	31.2	83.9	55.09
DG 3570 B3XF	1996	46.6	1.14	5.1	30.6	82.9	52.91
PHY 400 W3FE	1992	46.3	1.14	4.7	31.6	82.3	54.95
PHY 580 W3FE	1962	46.4	1.14	4.8	30.3	82.4	54.05
DG 3555 B3XF	1943	44.3	1.16	4.6	31.4	83.6	54.86
DG 3317 B3XF	1939	44.3	1.16	4.8	32.8	83.4	54.63
DG 3427 B3XF	1937	45.5	1.16	4.8	30.9	82.5	54.00
NG 3994 B3XF	1937	44.6	1.16	5.1	30.9	84.1	53.30
DG 3385 B2XF	1929	46.1	1.14	4.8	31.3	83.9	53.51
CP 9178 B3XF	1925	44.7	1.18	4.8	33.1	84.0	55.15
PHY 390 W3FE	1913	45.0	1.16	4.8	31.4	83.2	54.48
PX 5C05 W3FE	1909	44.3	1.16	4.8	31.2	83.6	54.26
PX 5E34 W3FE	1900	44.8	1.17	4.7	32.2	83.6	54.04
NG 4936 B3XF	1897	43.9	1.16	4.8	30.7	83.1	54.58
ST 4550GLTP	1880	44.2	1.16	4.9	31.8	84.7	54.30
PHY 340 W3FE	1867	45.3	1.16	4.6	31.2	84.3	55.05
NG 4098 B3XF	1865	43.6	1.20	4.6	31.9	84.4	55.01
DP 1725 B2XF	1860	45.1	1.18	4.6	32.1	83.4	54.88
CP 9210 B3XF	1859	45.4	1.16	5.0	31.3	83.6	53.99
PHY 480 W3FE	1858	43.2	1.18	4.6	31.0	84.7	55.62
AMX 1816 B3XF	1856	42.9	1.17	4.8	31.8	83.6	53.91
SSG UA 114	1856	44.4	1.18	4.8	32.0	83.7	54.80
AMX 1818 B3XF	1846	45.6	1.16	4.8	30.7	84.0	54.36
DP 1916 B3XF	1842	45.8	1.18	4.7	31.0	83.1	55.01
PHY 350 W3FE	1839	44.3	1.15	4.5	30.8	83.4	55.06
AMX 19A005 B3XF	1831	45.0	1.16	4.8	31.7	84.7	54.69
NG 3729 B2XF	1822	45.4	1.18	4.8	31.4	84.3	54.95
PX 5C45 W3FE	1817	44.2	1.16	4.8	32.0	84.6	54.18
DP 1518 B2XF	1816	43.9	1.18	4.8	31.1	84.0	54.10
CP 9608 B3XF	1811	44.6	1.15	4.9	30.9	83.0	53.53
PHY 360 W3FE	1804	43.8	1.14	4.8	30.5	83.4	54.84
PX 3D32 W3FE	1802	42.4	1.19	4.8	32.3	83.7	55.68
DG 3615 B3XF	1780	43.4	1.15	4.8	30.1	82.3	52.73
DP 1851 B3XF	1767	46.0	1.16	4.9	32.5	84.6	54.68
DG 3526 B2XF	1765	45.9	1.13	4.9	29.3	84.3	53.36
ST 5471GLTP	1764	44.4	1.14	4.5	32.2	84.3	55.18
AMX 1828 B3XF	1762	44.1	1.18	4.8	31.0	83.6	54.70
ST 5600B2XF	1756	44.2	1.19	4.9	31.5	84.9	53.53
PX 5D28 W3FE	1749	44.1	1.15	4.7	31.1	83.8	55.06
DP 1845 B3XF	1748	45.4	1.19	4.7	31.0	83.7	54.09
PX 3D43 W3FE	1735	44.7	1.16	4.9	31.8	84.3	54.05
NG 3930 B3XF	1715	46.1	1.15	4.9	30.3	83.8	54.03
DP 2012 B3XF	1698	44.2	1.16	4.6	31.3	84.1	54.99
PX 5E28 W3FE	1697	43.9	1.17	4.6	32.0	83.2	55.41
DP 1835 B3XF	1655	43.9	1.16	4.7	31.3	84.1	54.76
NG 5711 B3XF	1649	44.3	1.18	4.8	31.8	83.5	54.49
DP 2055 B3XF	1644	44.4	1.19	4.8	31.8	84.3	54.90
DG 3470 B3XF	1610	45.8	1.15	5.2	31.6	84.3	52.63
Overall Mean	1845	44.8	1.16	4.8	31.3	83.7	54.39
LSD(0.05)	239	NSD	NSD	NSD	NSD	NSD	NSD
C.V. (%)	8.9	NSD	NSD	NSD	NSD	NSD	NSD

*Yield in bold type are not significantly different from the highest yielding variety.
NSD = No significant differences.